



Lawrence School

Benchmark Viewing Instructions in Educate


*Begin by signing into the
[Educate Parent Portal](#)*

[Desktop Directions](#)

[Mobile Directions](#)

Desktop Directions

1. From the dashboard, head to the left-hand side of the page and select the 'School' dropdown menu option

 Dashboard

 School 

 Contact School 

Announcements

2024-2025 Upper School Course Handbook

The Upper School Course Handbook was designed to facilitate the process of scheduling, adding/d (more...)

[Posted by Paul Barney over a month ago on 08/09/2024.](#)

2024-2025 Family Handbook

The All-School Family Handbook was designed to strengthen the partnership between home and school. R (more...)

[Posted by Paul Barney over a month ago on 08/21/2024.](#)

2. Choose 'Students'

 Dashboard 

 School 

 Students

Events

Directory

 Contact School 

3. Under the 'Academic' tab, choose the 'Documents' option
-This opens the list of available documents. Over time, more documents will become available.

The screenshot shows a web interface for a student named 'Larebear'. At the top is a dark green header with the word 'Students' in white. Below the header is a light gray area containing the student's name 'Larebear'. Underneath the name is a horizontal row of three tabs: 'Academic', 'Schedule', and 'Demographic'. The 'Academic' tab is selected and highlighted with a white background. Below the tabs is a vertical list of menu items: 'Assignments', 'Grades', 'Standard Grades', 'Report Cards', and 'Documents'. The 'Documents' item at the bottom of the list is circled in orange.

4. Select the 'Name' of the document to open and view

Documents		
Name	Document Type	Extension
2024-25 Aimsweb Benchmark Q1	Aimsweb Benchmark	pdf

Print Print View

Showing 1 to 1 of 1 entries

Mobile Directions

1. From the dashboard, select the 'Menu' option at the top of the screen

The screenshot shows the top navigation bar of the Lawrence School Parent Portal. A green button with a white hamburger menu icon and the text 'MENU' is circled in red. To its right is the Lawrence School logo and the text 'Lawrence School Parent Portal'. Below the navigation bar is a dark green header for the 'Announcements' section, featuring a microphone icon, the text 'Announcements', and up/down arrows. The main content area lists five announcements, each with a title, a brief description, and a 'more...' link. The announcements are: '2024-2025 Upper School Course Handbook', '2024-2025 Family Handbook', 'Sharing Your Information in the Educate Directory', 'Parent Portal Tutorial Video Link', and 'Carpool Map'. A vertical green button labeled 'get help' is positioned on the right side of the page.

MENU

Lawrence School
Parent Portal

Announcements

2024-2025 Upper School Course Handbook
The Upper School Course Handbook was designed to facilitate the process of scheduling, adding/d (more...)
[Posted by Paul Barney over a month ago on 08/09/2024.](#)

2024-2025 Family Handbook
The All-School Family Handbook was designed to strengthen the partnership between home and school. R (more...)
[Posted by Paul Barney over a month ago on 08/21/2024.](#)


Sharing Your Information in the Educate Directory
Sharing Your Information in the Educate Directory (more...)
[Posted by Anne-Marie Balcer over a month ago on 07/30/2024.](#)






Parent Portal Tutorial Video Link
Parent Portal Tutorial Video Link (more...)
[Posted by Anne-Marie Balcer over a month ago on 07/30/2024.](#)



Carpool Map
Lawrence families are encouraged to combine transportation efforts. This [Google Map](#) can help id (more...)
[Posted by Andrea Bachman over a month ago on 07/18/2024.](#)


get help

2. Select 'School'

MENU  Lawrence School Parent Portal

-  Dashboard
-  **School** 
-  Contact School 

Select Language  

Powered by  Google Translate

2024-2025 Family Handbook
The All-School Family Handbook was designed to strengthen the partnership between home and school. R (more...)
[Posted by Paul Barney over a month ago on 08/21/2024.](#)


Sharing Your Information in the Educate Directory
Sharing Your Information in the Educate Directory (more...)
[Posted by Anne-Marie Balcer over a month ago on 07/30/2024.](#)






Parent Portal Tutorial Video Link
Parent Portal Tutorial Video Link (more...)
[Posted by Anne-Marie Balcer over a month ago on 07/30/2024.](#)



Carpool Map
Lawrence families are encouraged to combine transportation efforts. This [Google Map](#) can help id (more...)
[Posted by Andrea Bachman over a month ago on 07/18/2024.](#)


get help

3. Select 'Students'

MENU  Lawrence School Parent Portal

-  Dashboard
-  School 
- Students**
- Events
- Directory
-  Contact School 

Select Language  

Powered by  **Directory**

Sharing Your Information in the Educate Directory (more...)
[Posted by Anne-Marie Balcer over a month ago on 07/30/2024.](#)

Parent Portal Tutorial Video Link
Parent Portal Tutorial Video Link (more...)
[Posted by Anne-Marie Balcer over a month ago on 07/30/2024.](#)

Carpool Map
Lawrence families are encouraged to combine transportation efforts. This [Google Map](#) can help id (more...)
[Posted by Andrea Bachman over a month ago on 07/18/2024.](#)

[get help](#)

4. If you have multiple students at Lawrence, choose the drop-down arrow for the student you'd like to view.

≡ MENU



Students

*Larry First 1 ^

Larebear 9 ^

get help

5. Under the 'Academic' tab, choose the 'Documents' option -This opens the list of available documents. Over time, more documents will become available. Select the document you'd like to view to open it.



Students

*Larry First 1 ▾

Academic | Schedule | Demographic

Assignments >

Grades >

Standard Grades >

Report Cards >

Documents >

- Document Type - ▾ Go

Search

<input type="checkbox"/>	Name	Document Type
<input type="checkbox"/>	Test Upload	Aimsweb Benchmark

Print | Print View

Showing 1 to 1 of 1 entries

get help